



北陸電力株式会社

2006 11 9 ()

¥

¥ 2006
2006

¥

()2010

- 1.
- 2.

¥



>

2

∅ 7/5

∅

∅

∅

2007 4

4

1

2

2

∅

∅

12

,

,

∅ 10/18

∅

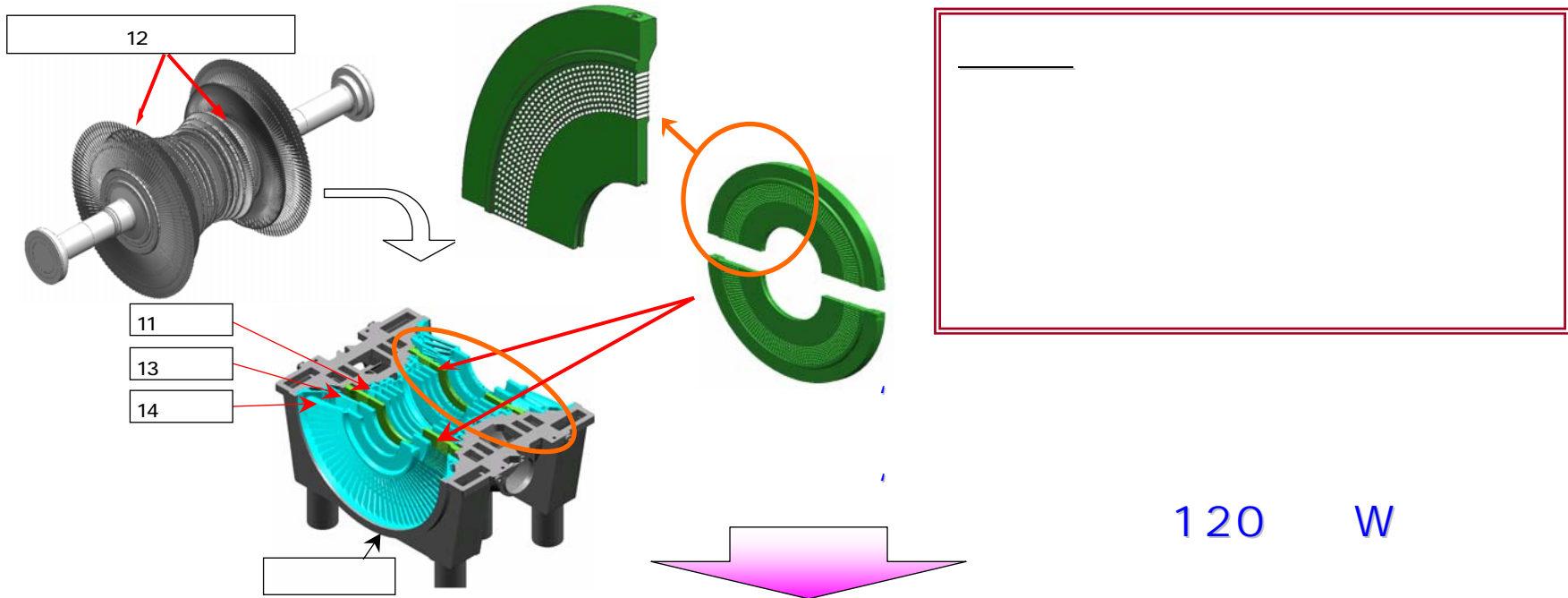
6

∅

2007

4

±
±
12
(2007 4)



±



∅

±

±

	2006	2007	2008
	2006 12		
		2007 11	2009 1
	2007 1	2007 10	



∅

2

2007 4

2006

2006

2006

∅

2

(04/)

(kWh, %)

	2006 / (A)	2005 / (B)	(A) - (B)	(A) / (B)
	139.2	135.5	3.6	102.7
	2,447	2,260	187	108.3
	2,461	2,284	176	107.7
	2,191	2,070	121	105.9
()	(367)	(300)	(67)	(122.4)
	269	213	55	126.1
	160	116	43	137.6
[]	[75 /]	[53 /]	[22 /]	[140.4]

<

>

11

3

Ø 2003

(102.7%)

(kWh,%)

		2006/ (A)	2005/ (B)	(A)-(B)	(A)/(B)
		34.9	33.8	1.1	103.2
		8.0	8.3	0.4	95.4
		42.8	42.1	0.7	101.7
		25.9	25.3	0.7	102.6
		70.4	68.1	2.3	103.3
		96.3	93.4	2.9	103.1
		139.2	135.5	3.6	102.7
		55.4	52.6	2.8	105.3

∅

2002

9

(105.3%)

(kWh,%)

	2006/ (A)	2005/ (B)	(A)-(B)	(A)/(B)
	55.4	52.6	2.8	105.3

	4.6	4.4	0.2	105.1
	7.3	6.7	0.6	108.7
	3.7	4.0	0.3	92.2
	17.1	15.8	1.3	108.5
()	(12.0)	(11.0)	(1.0)	(109.2)
	4.1	3.8	0.3	107.4

2006

∅

(kWh,)


	2006 (A)	2005 (B)	(A)-(B)
	277 (99%)	279.7 (104.1%)	2.7
	4,800 (100%)	4,808 (102.1%)	10
	560 (102%)	551 (78.2%)	10
	310 (98%)	315 (80.6%)	5
	180 (90%)	199 (79.3%)	20
[]	[84 /]	[91 /]	[7 /]

*()

2006

∅
2006

	2006
	4,800
	310
ROA *	2.3%
	9,650
	24%



	2006
	4,900
	400
	2.7%
	9,300
	24%

	400
	<06 '10 >
	%
	<06 '10 >
	6,500
	<10 >
	30%
	<10 >

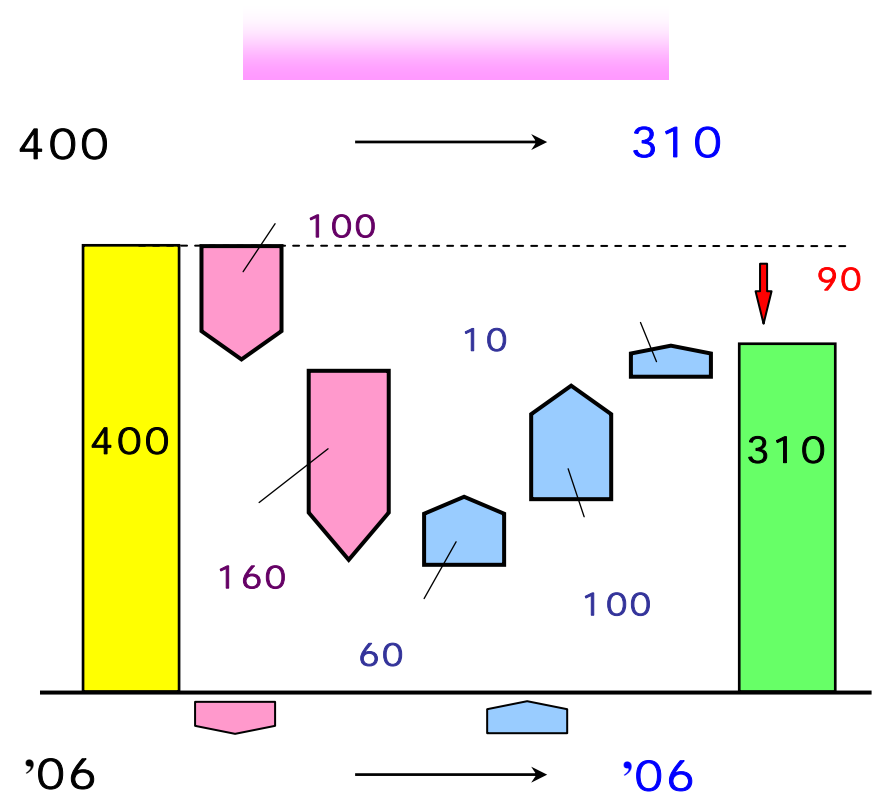
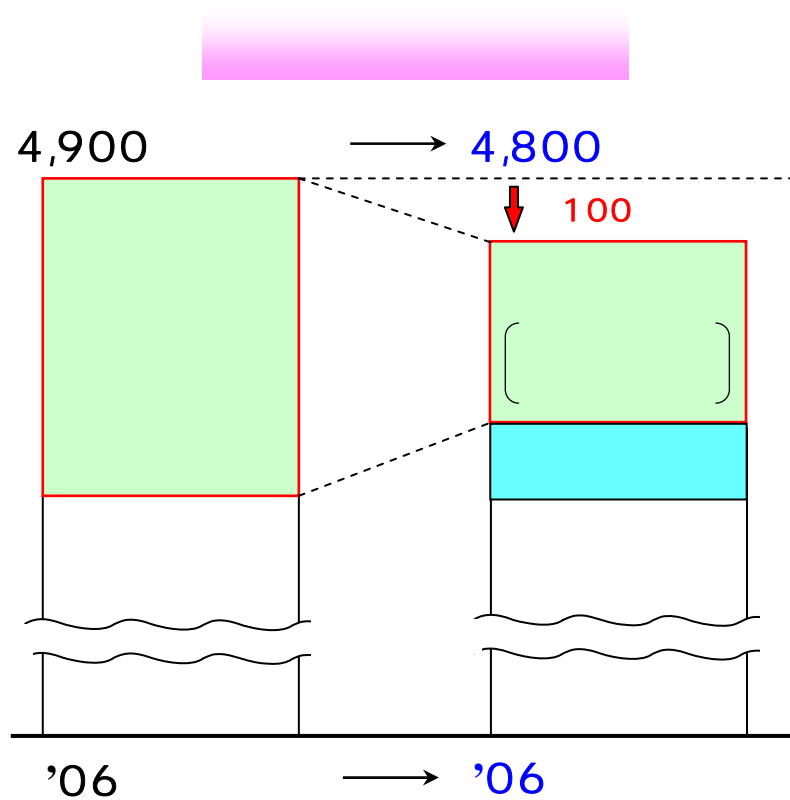
* ROA ()

()2010

2010

Ø 2006

100



2010

∅		2006		220		
9,650						
(220	2006	9,650	2005	9,871)
	570		9,300			
>		2				
>						

¥ 2006

¥ 2007

2010

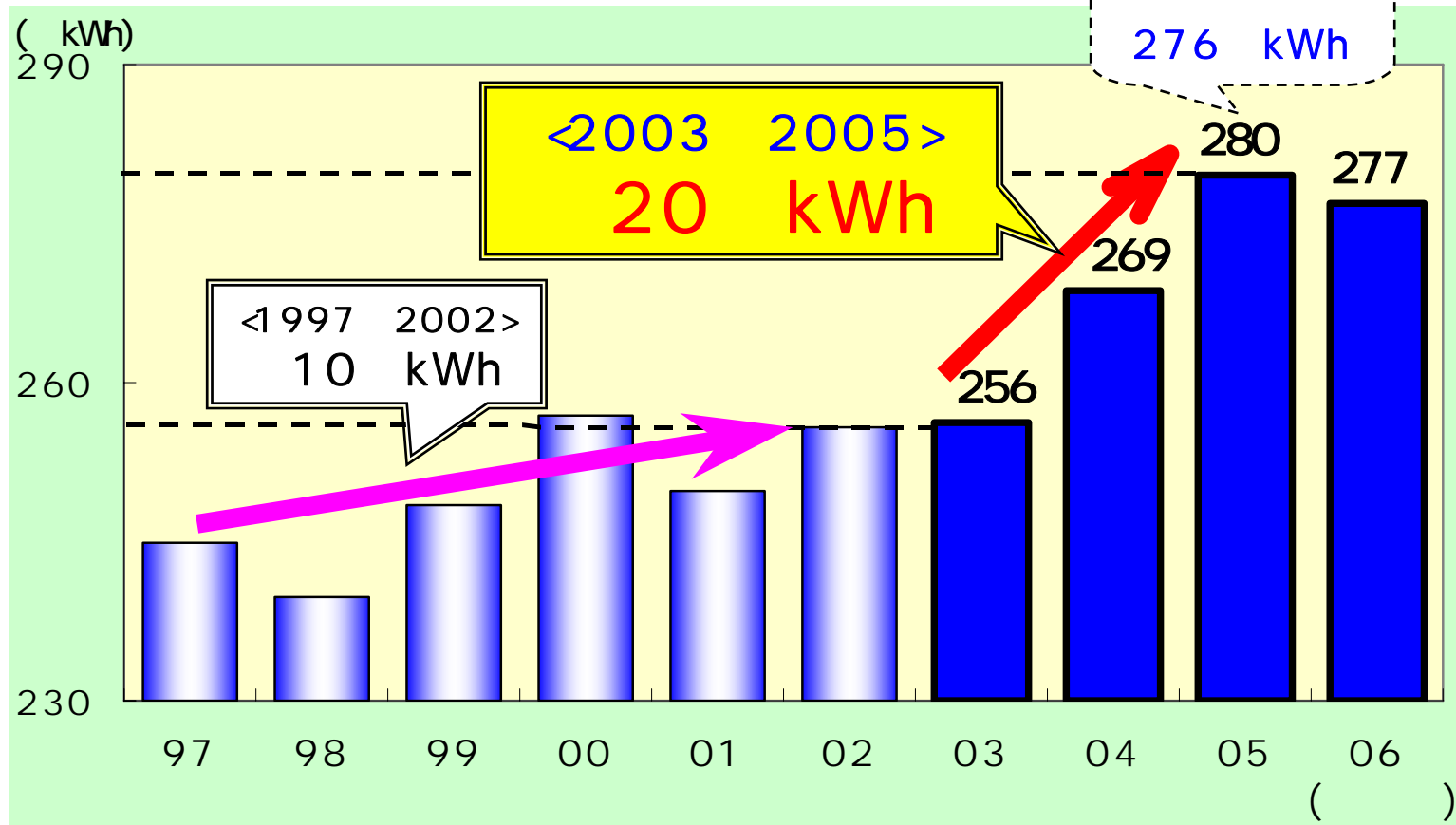
∅

∅

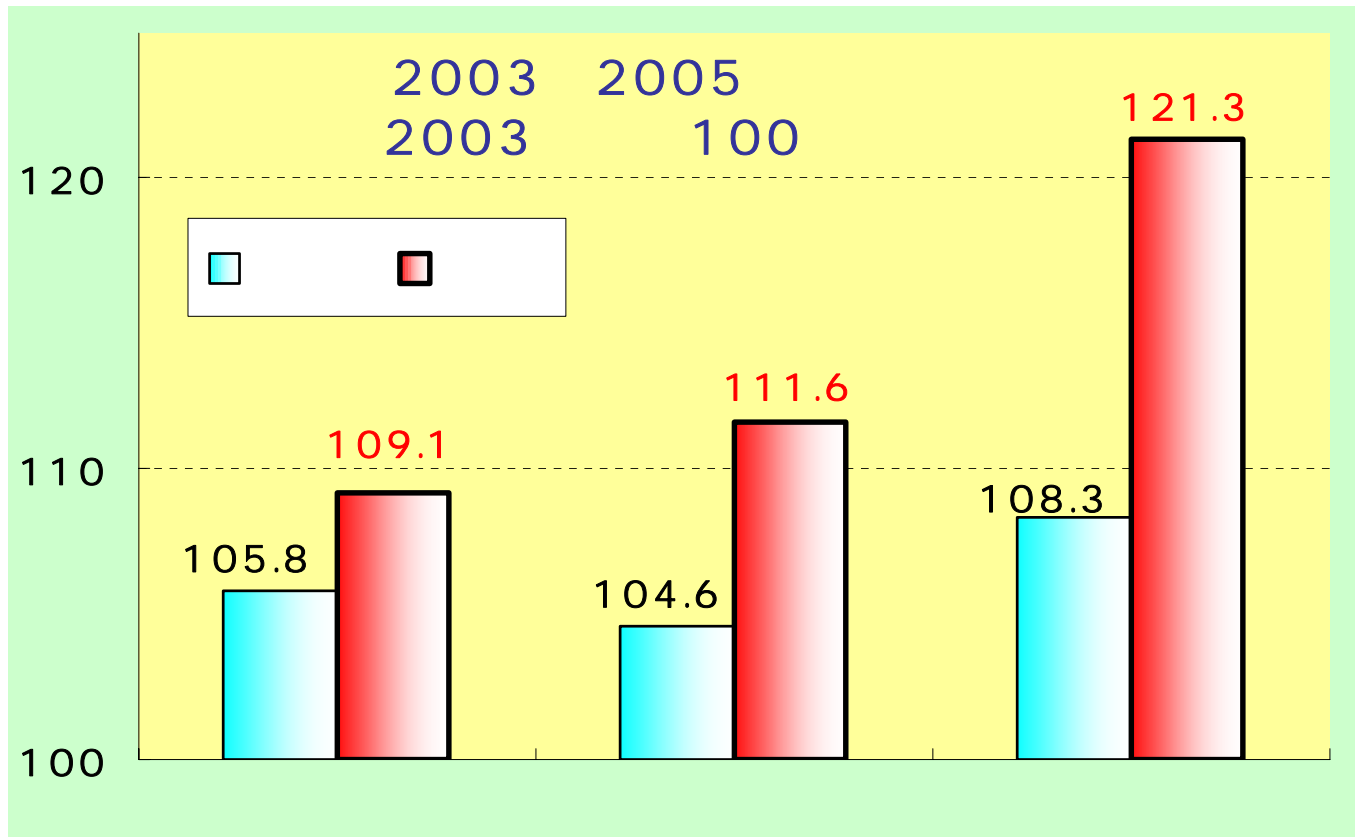
1.

Ø2004 2005
Ø2006

2005

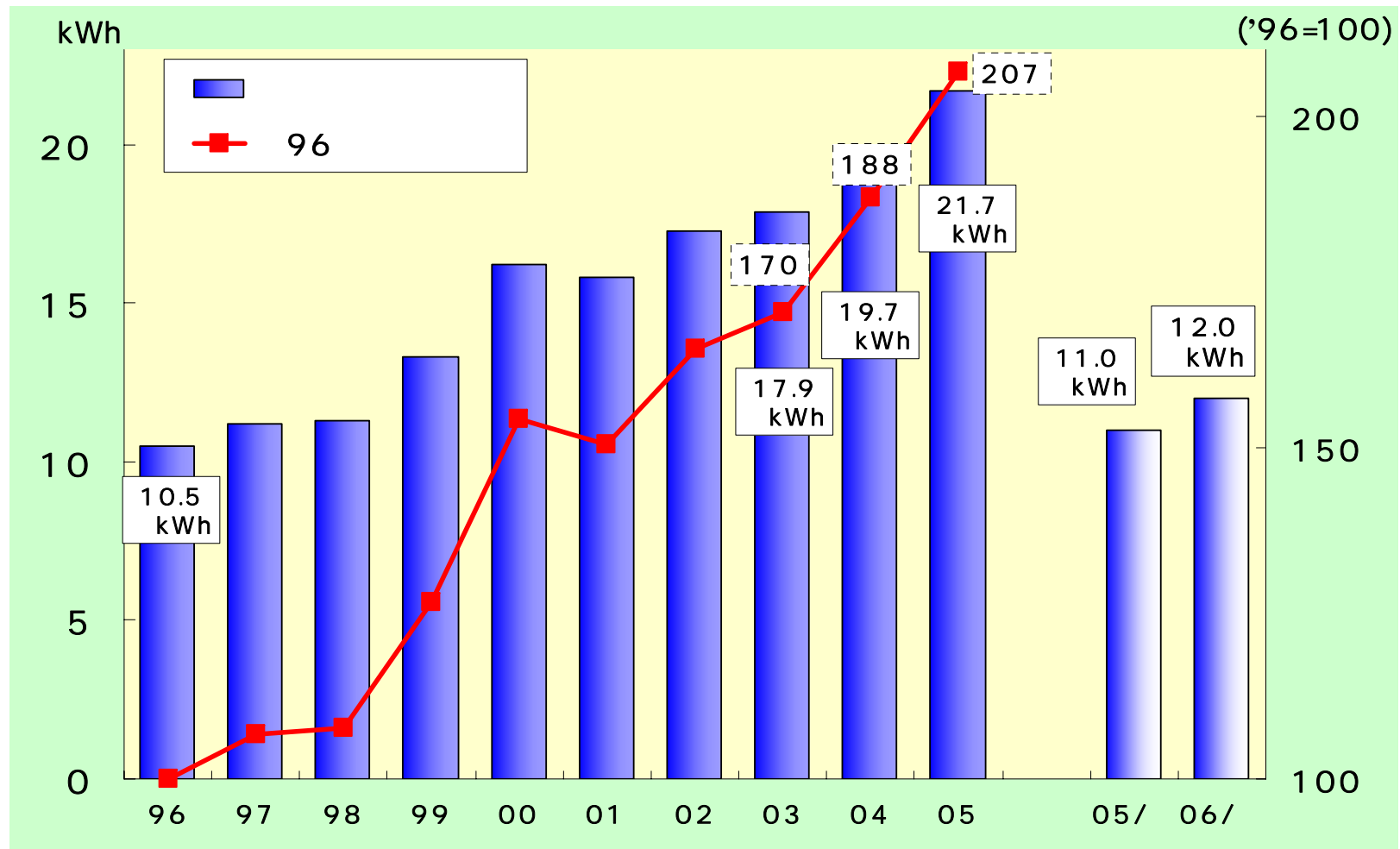


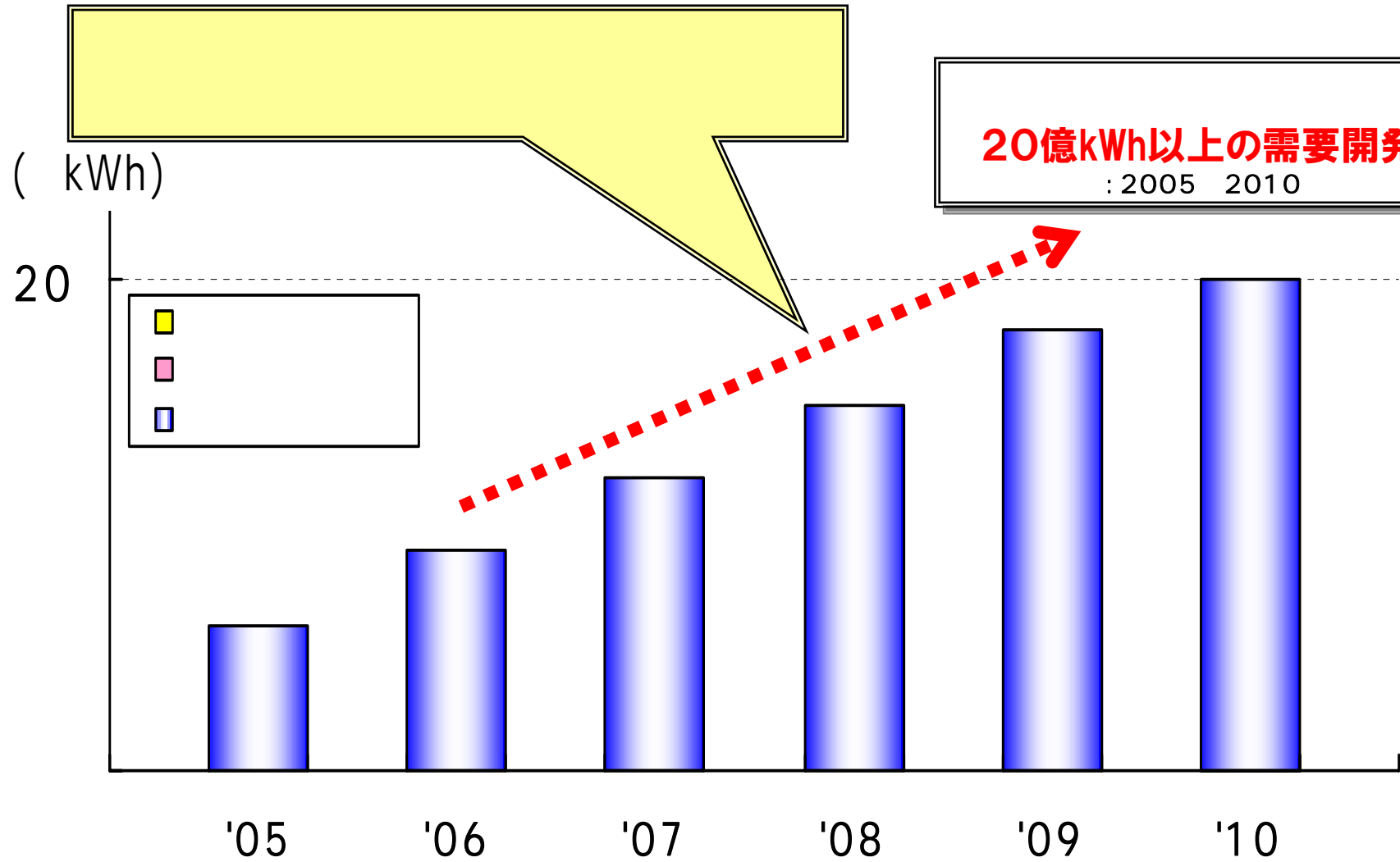
Ø 3



∅

10



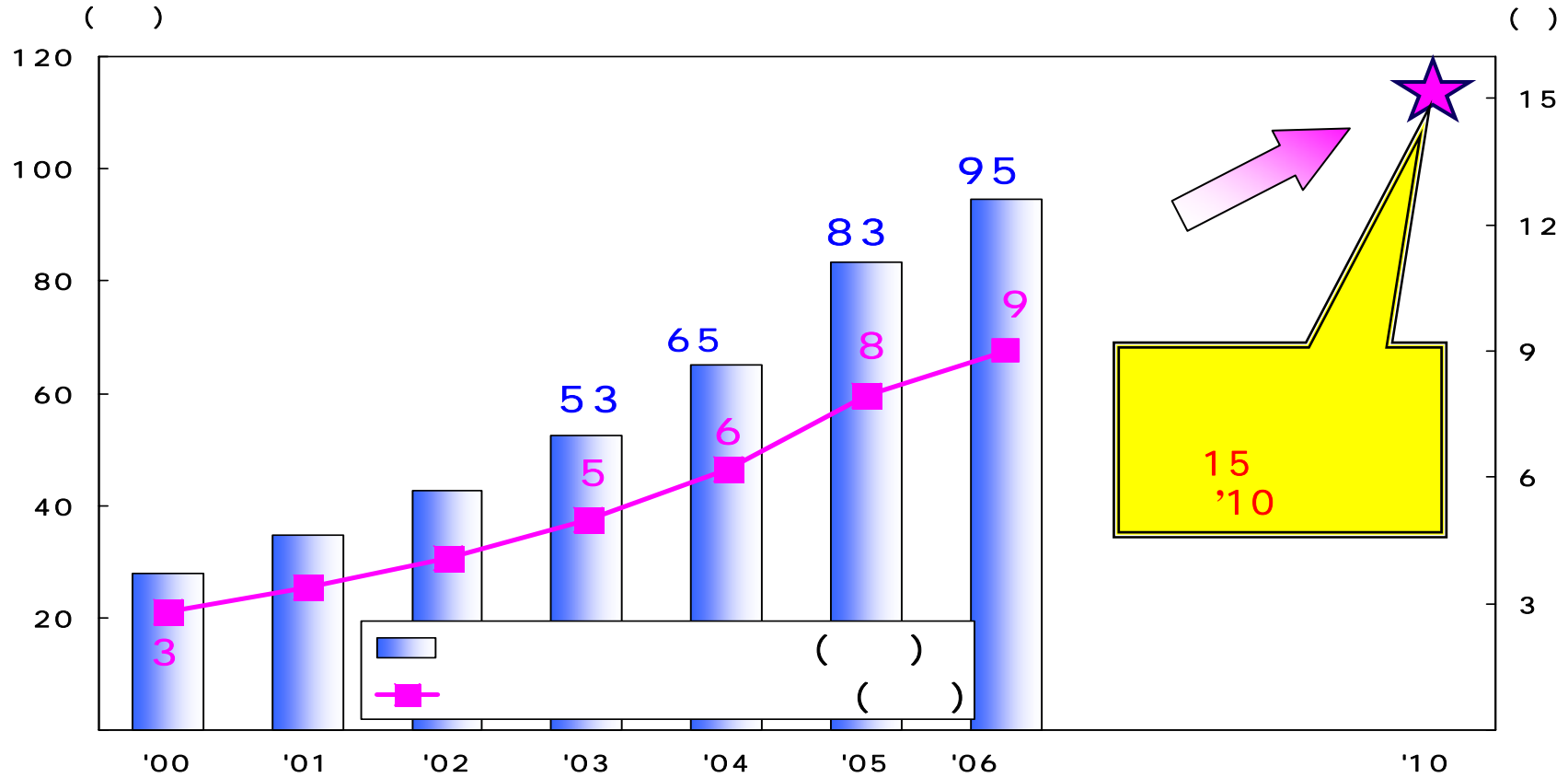


∅
∅

2006

9

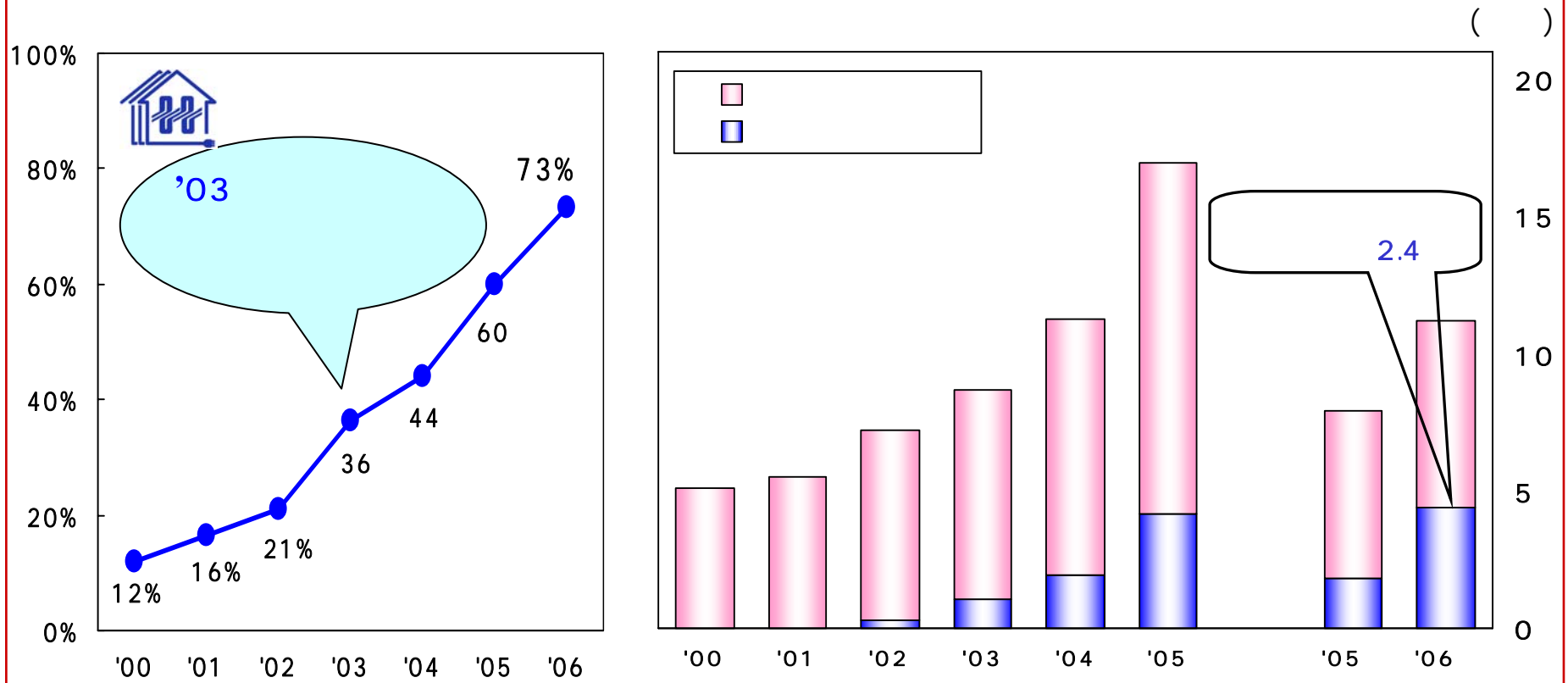
15



Ø 2006

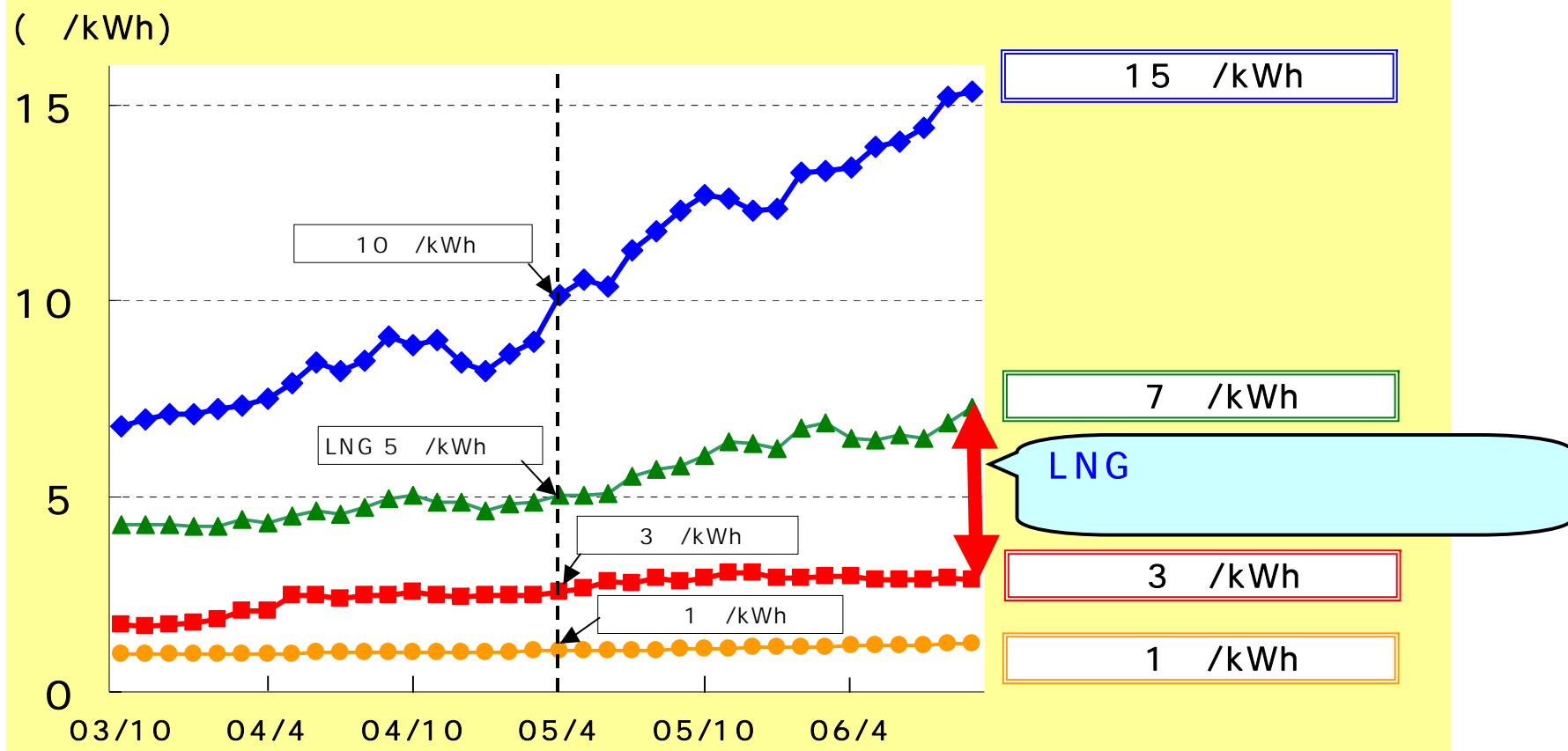
70

2.4



∅

LNG



∅

2

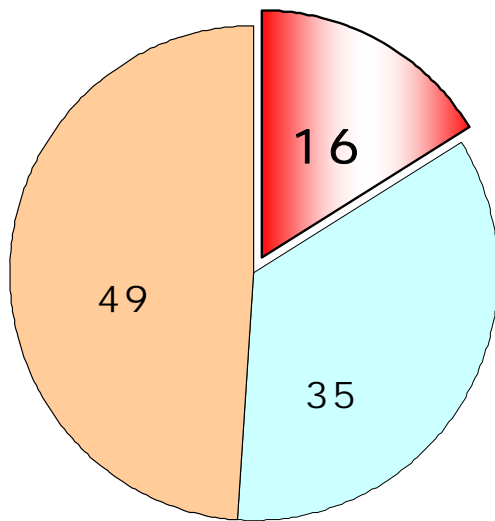
,

∅

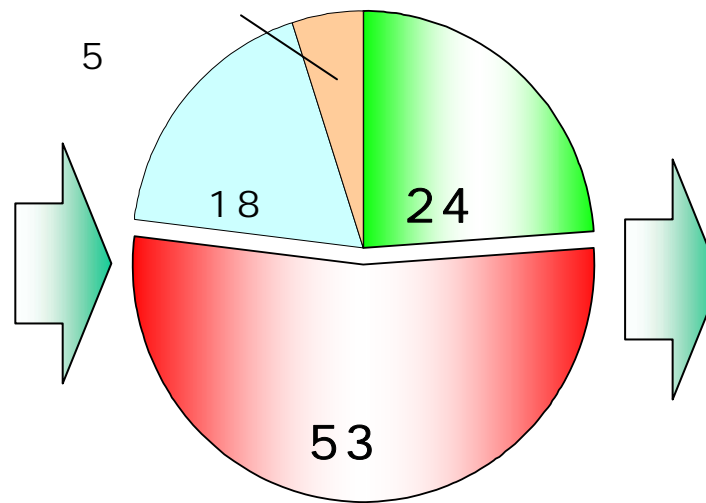
,



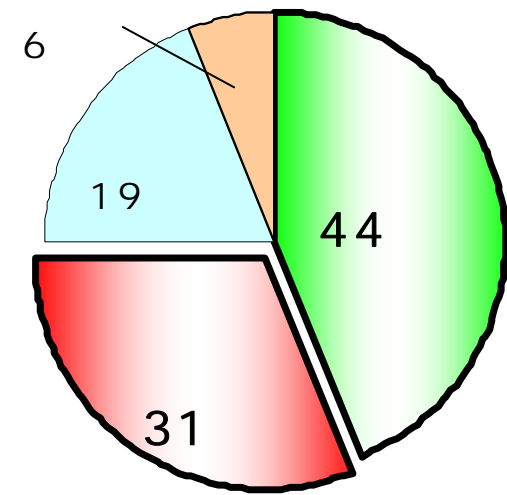
1990



2005



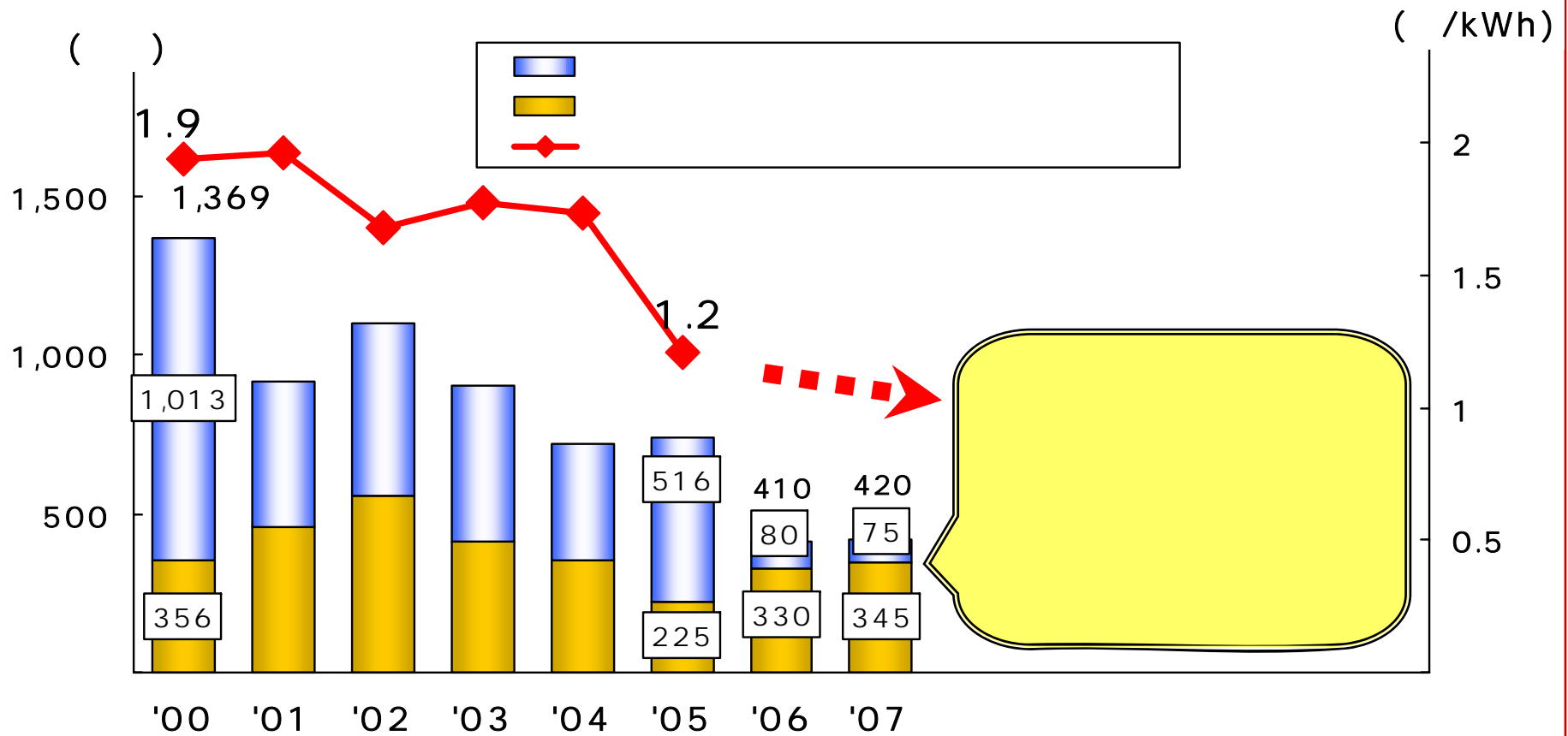
2010



2006

0

2



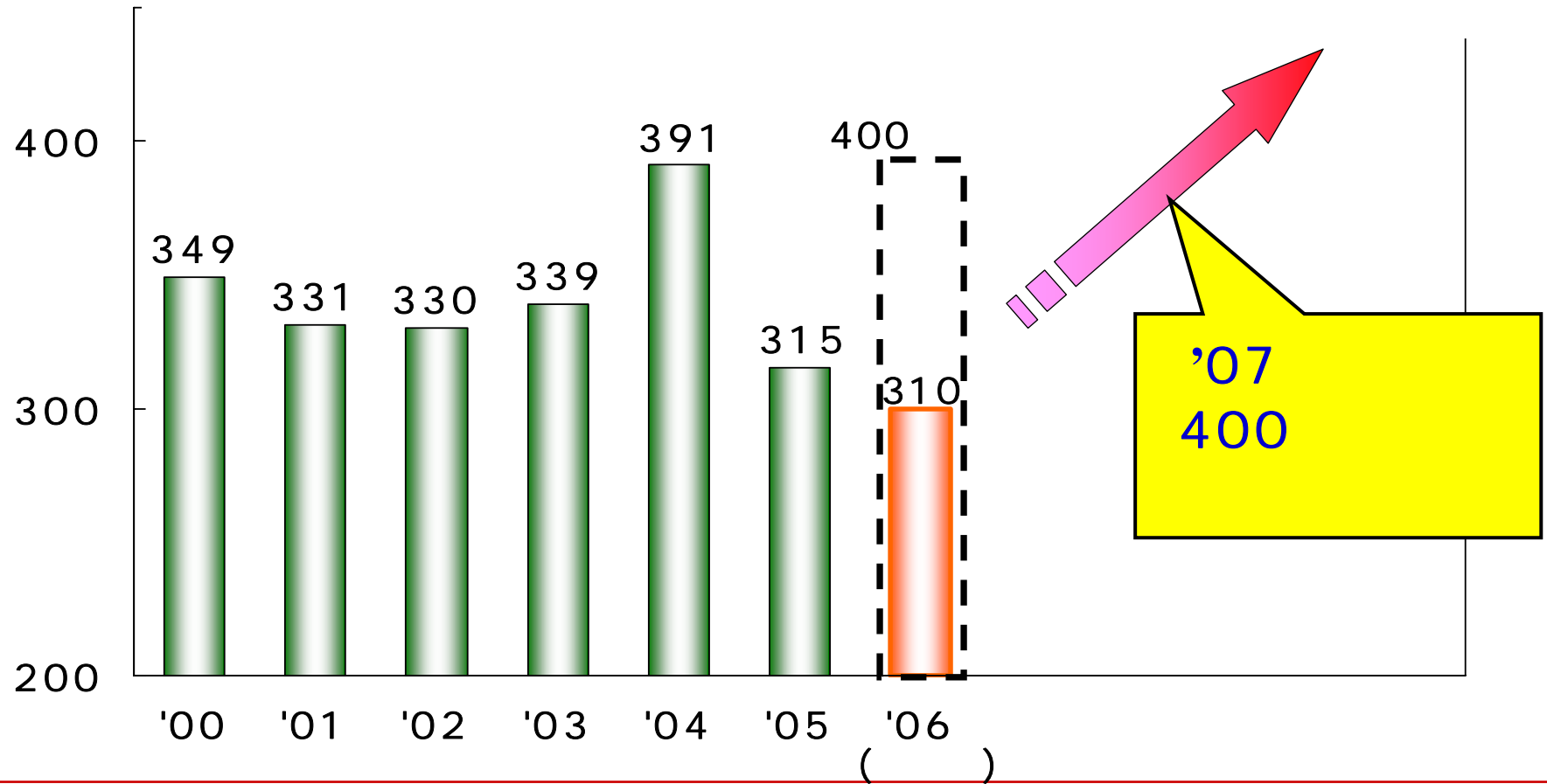
2.

± 2007

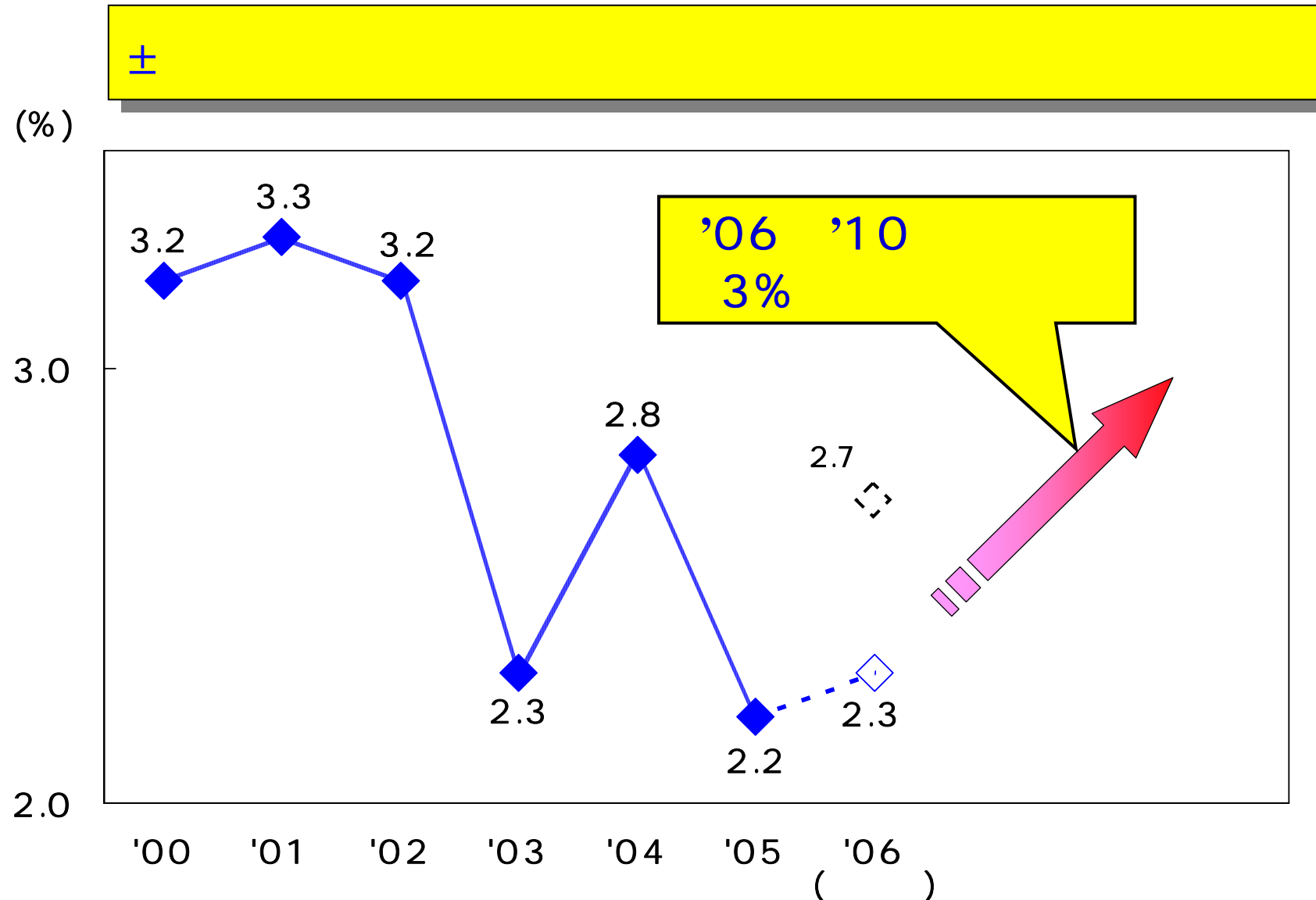
2

400

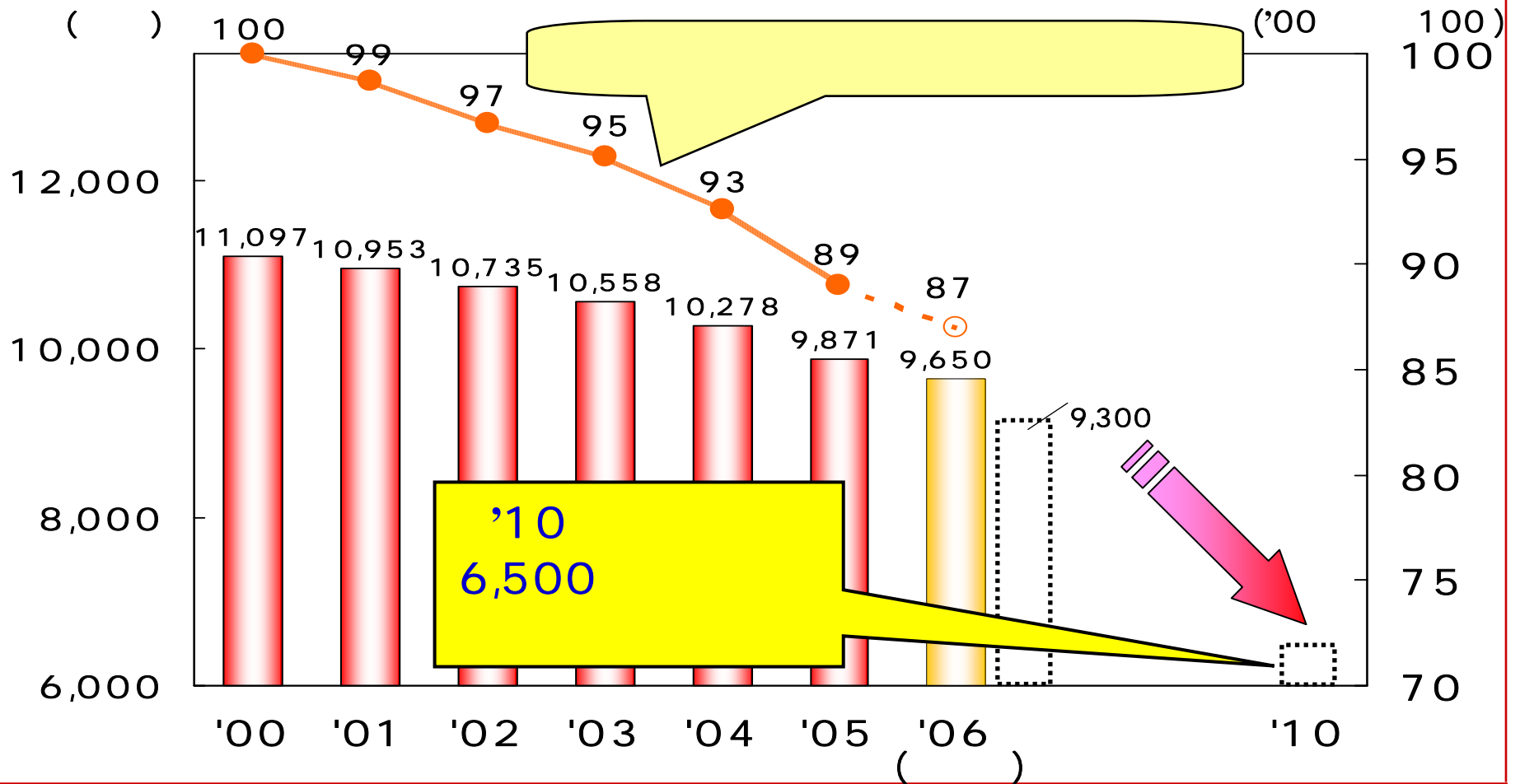
()

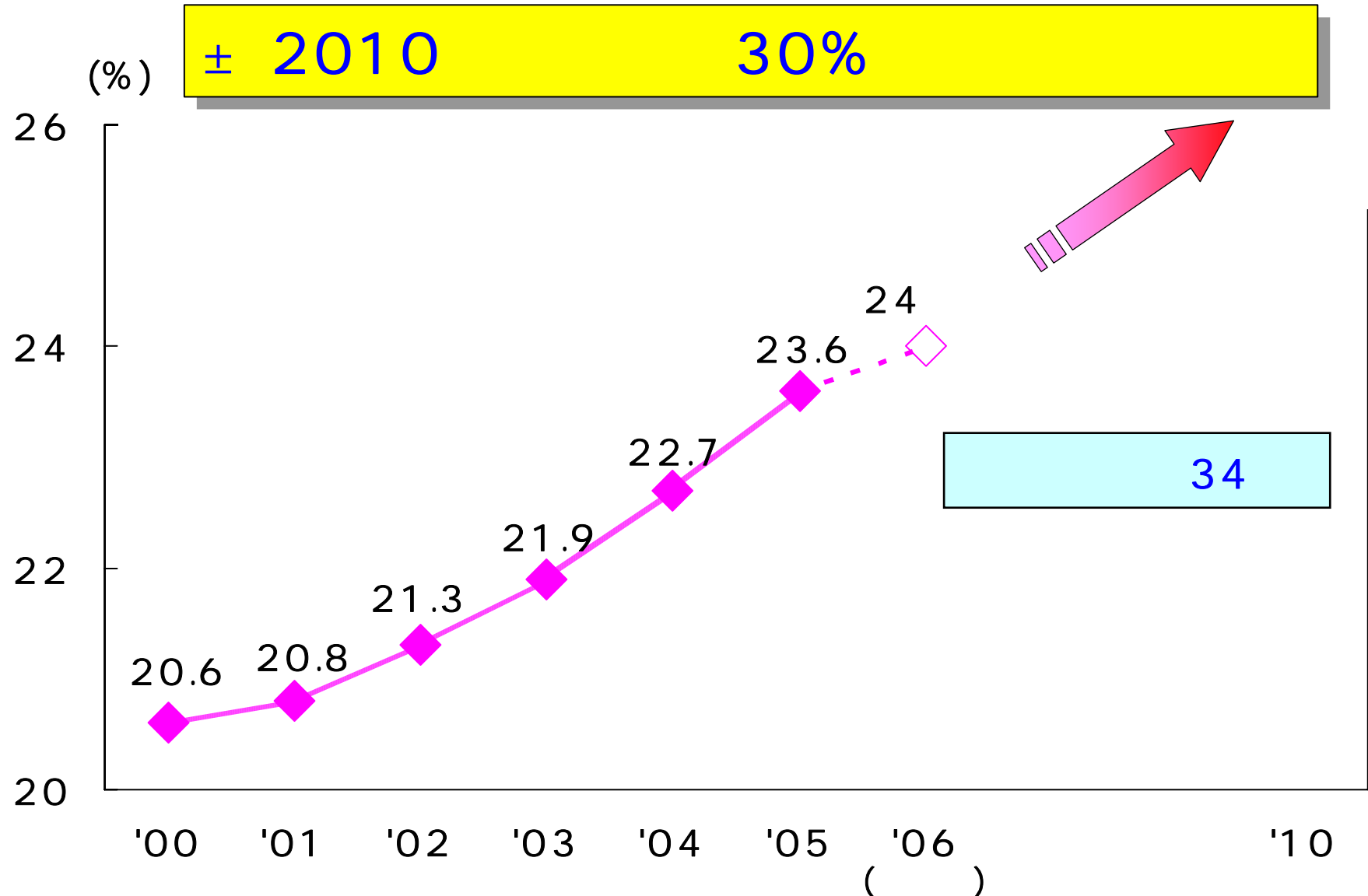


ROA

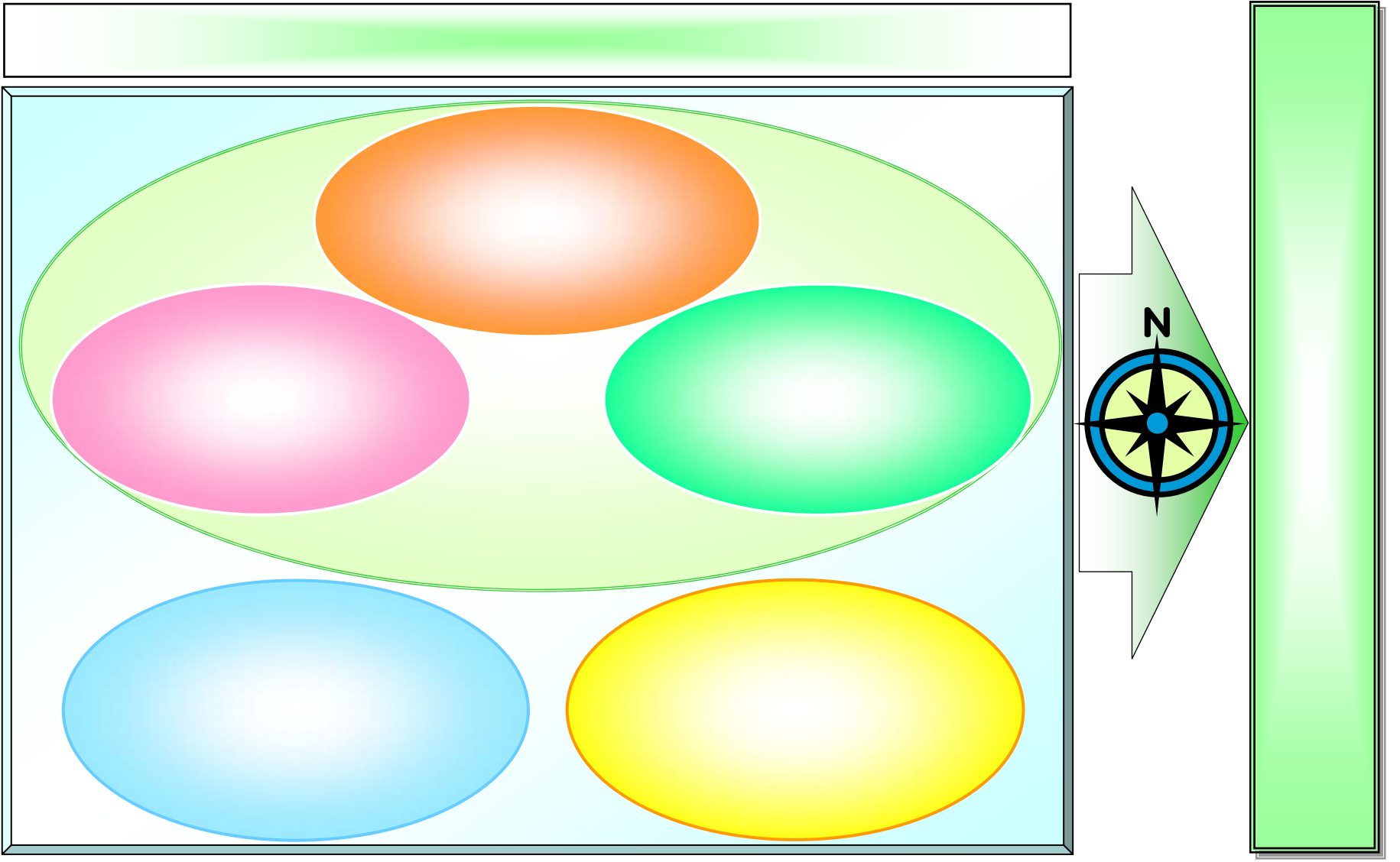


±





5 ('06 '10)



2006



販売電力量

∅ 2004
(102.7%)

(kWh,%)

		2006/ (A)	2005/ (B)	(A)-(B)	(A)/(B)
		34.9	33.8	1.1	103.2
		8.0	8.3	0.4	95.4
		42.8	42.1	0.7	101.7
		25.9	25.3	0.7	102.6
		70.4	68.1	2.3	103.3
		96.3	93.4	2.9	103.1
		139.2	135.5	3.6	102.7
		55.4	52.6	2.8	105.3

発電電力量

∅
∅

(kWh,%)

	2006/ (A)	2005/ (B)	(A)-(B)	(A)/(B)
[]	[105.3]	[102.4]	[2.9]	
	39.2	38.1	1.1	102.9
	92.9	83.2	9.7	111.7
[]	[53.1]	[88.3]	[35.2]	
	44.3	29.0	15.3	152.7
	176.4	150.3	26.1	117.4
	24.7	30.6	5.8	80.9
	47.7	31.8	15.9	150.0
	153.3	148.9	4.4	103.0

2005/

収支概要

Ø

(,%)

		2006/ (A)	2005/ (B)	(A)-(B)	(A)/(B)
	()	2,447	2,260	187	108.3
	()	(367)	(300)	(67)	(122.4)
		269	213	55	126.1
		160	116	43	137.6
	()	2,393	2,203	189	108.6
	()	(344)	(285)	(58)	(120.5)
		248	201	46	123.4
		148	108	39	136.6

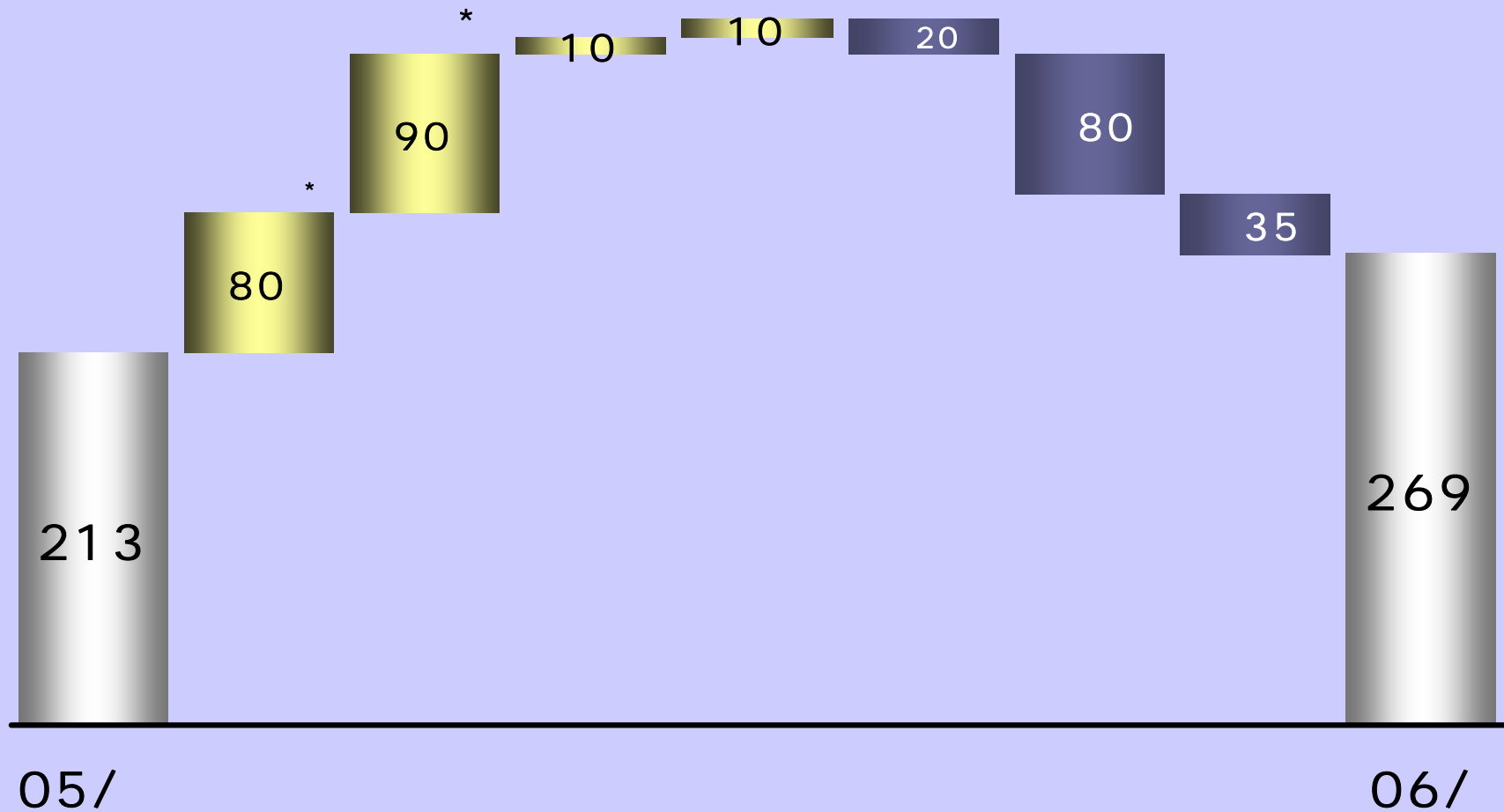
<

11

3 >

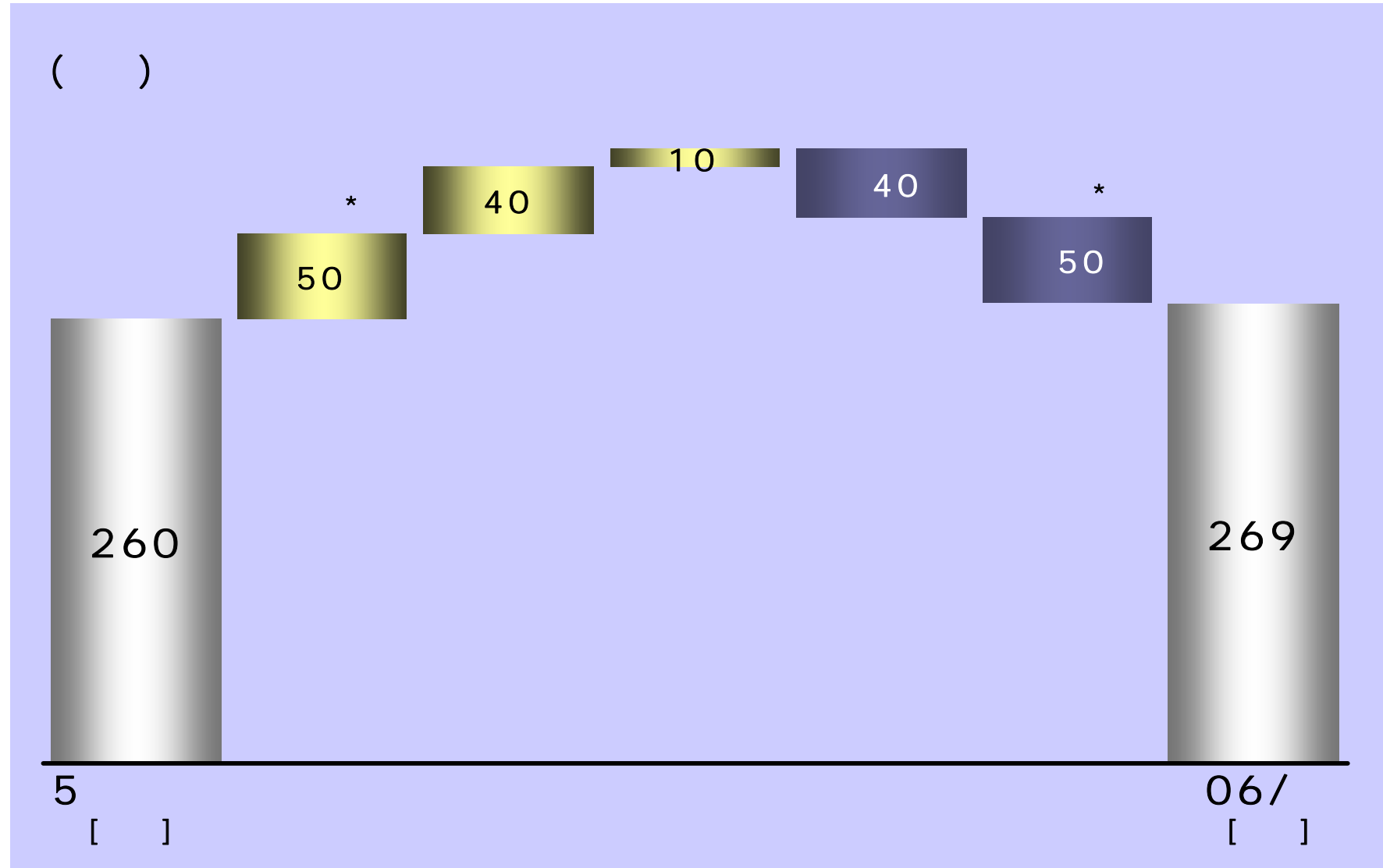
連結中間経常利益の変動要因 (前年同期対比)

()



*

連結中間経常利益の変動要因 (5月公表 業績予想との対比)



*

収支見通し

∅

		()	
		2006	2005
	()	4,800 (100%)	4,808
	()	(560) (102%)	(551)
		310 (98%)	315
		180 (90%)	199
	()	4,700 (101%)	4,672
	()	(530) (101%)	(522)
		290 (100%)	291
		170 (92%)	185

* ()

収支諸元

Ø

1

kWh)

	2006	2005
	277 (99%)	279.7 [275.6]

* ()

[]

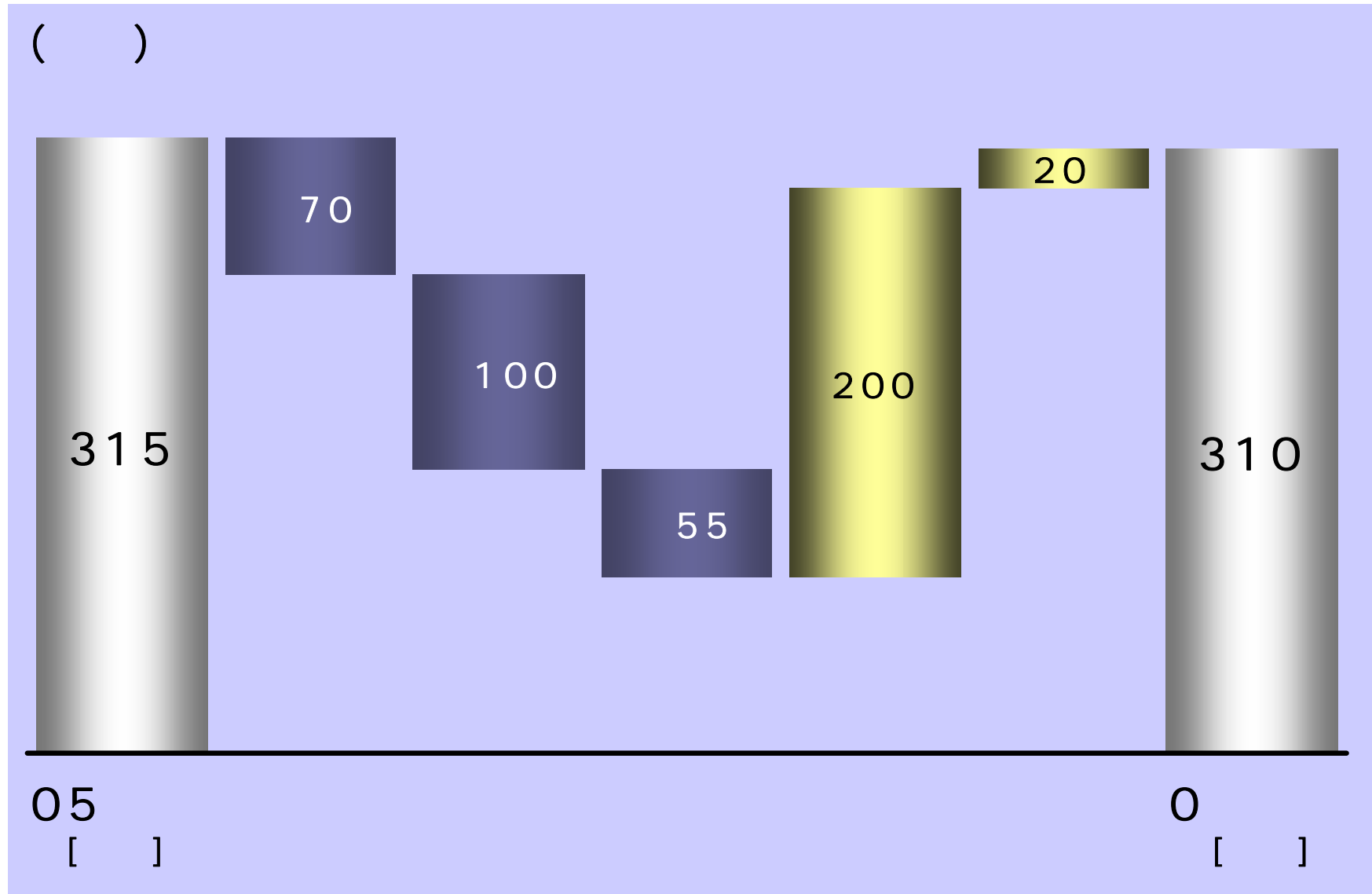
(/\$, \$/b, %)

	[] 117	[] 113.3
	[] 69	[] 55.8
	[] 103	[] 95.9
	[] 40	[] 88.7

* []

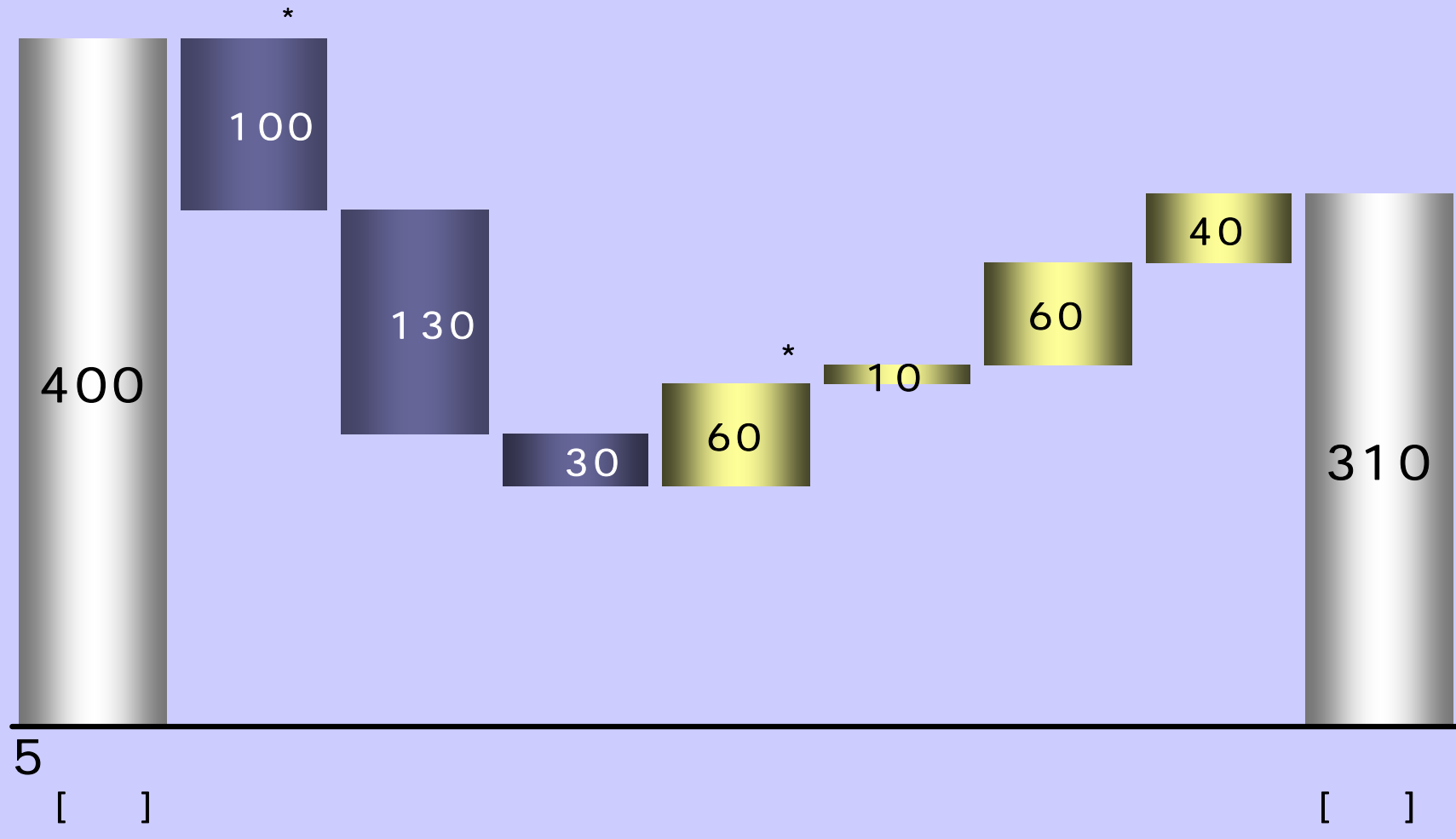
()

連結経常利益の変動要因 (前年度対比)



連結経常利益の変動要因 (5月公表 業績予想との対比)

()



*

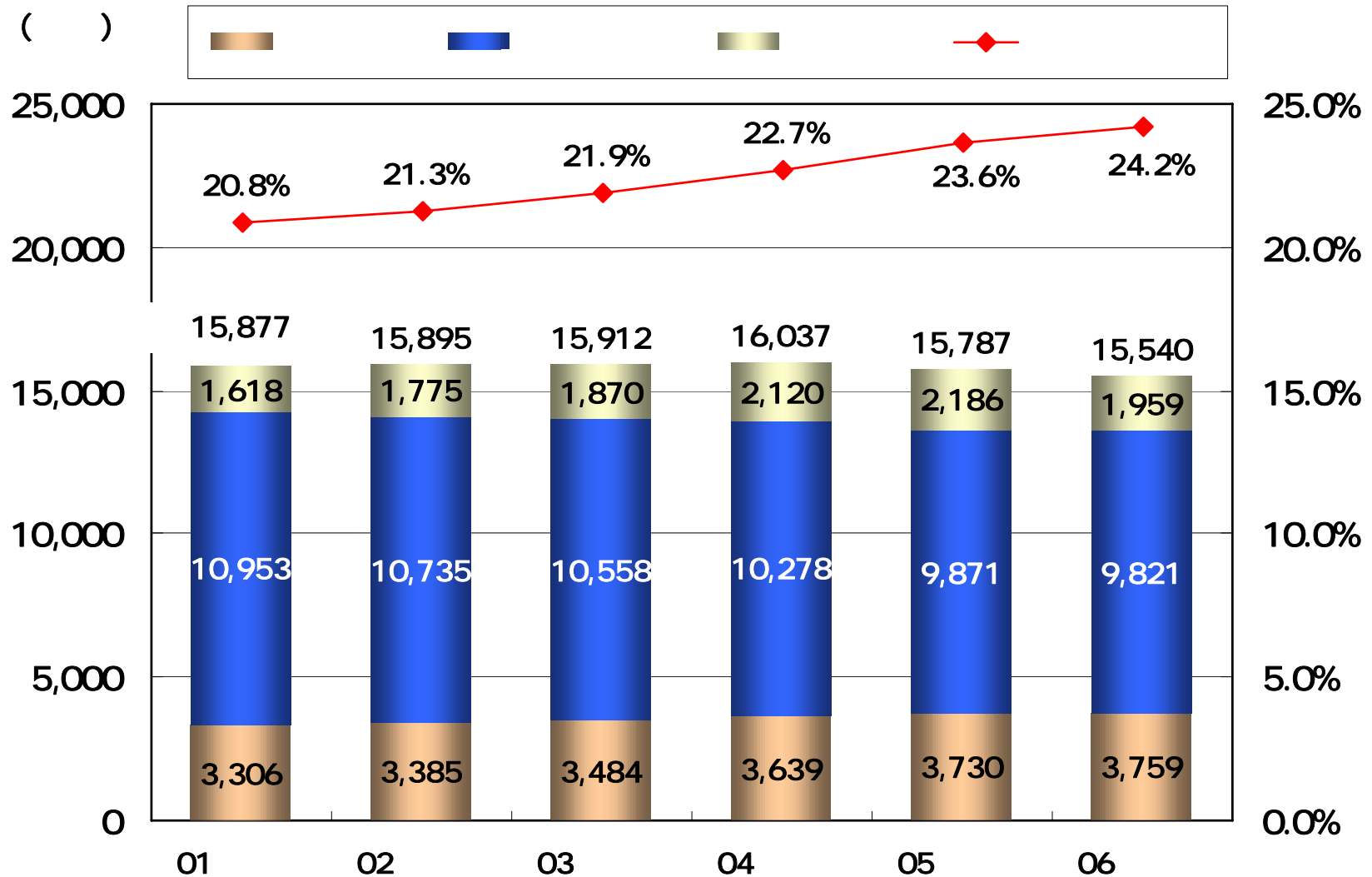
連結貸借対照表 (要旨)

Ø 1 5,540 (246) ()

	2006 (A)	2005 (B)	(A)-(B)	
	14,293	14,799	506	
	11,612	12,008	396	534 149
	2,680	2,791	110	() 37
	1,247	987	260	262
	15,540	15,787	246	
	9,821	9,871	50	
	1,837	2,078	240	336
	105	92	13	
	11,764	12,042	277	
	3,775	3,744	30	54 53
	[24.2%]	[23.6%]	[0.6%]	148
	15,540	15,787	246	

財政状態の推移

Ø 24.2% (0.6)



連結キャッシュ・フロー計算書

	2006/ (A)	2005/ (B)	(A)-(B)	
.	936	599	336	
	256	208	47	
	559	575	16	
	120	184	304	
.	503	400	102	
	503	403	99	
	0	2	3	
.	157	262	105	
	50	174	124	
	52	33	19	
	54	54	0	
.	(+ +)	274	63	338
	()	378	144	234
(:)	(340)	(126)	(214)	

個別決算収支概要 (詳細)

(%, %)

		2006/ (A)	2005/ (B)	(A)-(B)	(A)/(B)
		700	684	16	102.4
		1,315	1,256	58	104.6
	()	(2,015)	(1,941)	(74)	(103.8)
		347	232	115	149.6
	()	(2,393)	(2,203)	(189)	(108.6)
		2,404	2,225	179	108.0
		243	236	7	103.1
		327	273	53	119.7
		241	161	80	149.7
		534	548	14	97.4
		225	222	3	101.4
		103	90	12	114.1
		161	152	8	105.5
		49	29	19	166.0
		270	309	39	87.3
		2,156	2,024	132	106.5
	()	(344)	(285)	(58)	(120.5)
		248	201	46	123.4
		148	108	39	136.6
	[]	[69 /]	[50 /]	[19 /]	[139.4]
	()	1.4	1.2		
	()	4.1	3.0		
		24.1	23.2		

収 益

∅

108.6)

(

(,%)

		2006/ (A)	2005/ (B)	(A)-(B)	(A)/(B)
		700	684	16	102.4
		1,315	1,256	58	104.6
	()	(2,015)	(1,941)	(74)	(103.8)
		347	232	115	149.6
	()	(2,393)	(2,203)	(189)	(108.6)
		2,404	2,225	179	108.0

電灯・電力料収入

∅

(kWh,)

	2006/ (A)	2005/ (B)	(A)-(B)
	139.2	135.5	3.6
	2,015	1,941	74
()	(700)	(684)	(16)
()	(1,315)	(1,256)	(58)

()

50

20

40

地帯間・他社販売電力料

∅

	2006/ (A)	2005/ (B)	() (A)-(B)
	347	232	115

()			(kWh)
	48.4	32.2	16.2

費用

∅
∅

106.5)
(,%)

	2006/ (A)	2005/ (B)	(A)-(B)	(A)/(B)
	243	236	7	103.1
	327	273	53	119.7
	241	161	80	149.7
	534	548	14	97.4
	225	222	3	101.4
	103	90	12	114.1
	161	152	8	105.5
	49	29	19	166.0
	270	309	39	87.3
	2,156	2,024	132	106.5

人件費

∅

	2006/ (A)	2005/ (B)	(A) - (B)
	243	236	7

	5	1	4
--	---	---	---

	4,709	4,754	45
--	-------	-------	----

燃料費

∅

	2006/ (A)	2005/ (B)	(A) - (B)
	327	273	53

	297	246	50
	29	26	2

(53)

[50 (20)
 15 (CIF)
 35)
 2 ()

修繕費

∅

()

	2006/ (A)	2005/ (B)	(A) - (B)
	241	161	80

()

	69	53	15
	62	5	57

減価償却費

∅

	2006/ (A)	2005/ (B)	(A) - (B)
	534	548	14

	212	192	19
()	(212)	(-)	(212)
()	(-)	(124)	(124)
()	(-)	(68)	(68)
	125	146	21
	196	208	12

購入電力料

	2006/ (A)	2005/ (B)	() (A) - (B)
	225	222	3

()	6	3	2
	219	218	0

支払利息

∅

	2006/ (A)	2005/ (B)	(A)-(B)
()	103	90	12
()	(1.75%)	(1.78%)	(0.03%)

(12)

18

(2006 6

100

3.95)

4

,

1

原子力バックエンド費用

Ø

2

()

	2006/ (A)	2005/ (B)	(A)-(B)
	49	29	19

()

	33	20	13
	7	2	4
	8	6	1

その他費用

∅

	2006/ (A)	2005/ (B)	(A) - (B)
	270	309	39

()

2005/

15

25

項目別増減見通し (前年度対比)

			()
			2005
		(70)	4,023
			589
			481
		2	679
			337
			1,268
			421
			238
			980